

- are responsible for the safety of the:
- boat;
- crew;
- skiers; and for
- abiding by the rules and regulations.

The skipper

To be the driver of a boat engaged in waterskiing you:

- must hold an RST, or be supervised by an RST holder;
- must be at least 17 years of age; and
- are responsible for the safety of the:

The ski boat crew

To go skiing there must be a minimum crew of two in the ski boat, the skipper and at least one observer. The observer faces towards the skier at all times and communicates to the skipper while the skipper faces forward to maintain a proper lookout and can concentrate on the boat's course within the ski area.

Become familiar with the rules and regulations and study the topography of the ski areas you wish to use, so you can avoid areas of shallow water, submerged objects and other hazards. Be courteous, keep clear of beaches and swimming areas, and don't purposely spray other boats or swimmers. Give fishermen and slower moving crafts like canoes, kayaks and sailboats a wide berth. With a bit of planning, courtesy and attention to safety all users of the water-ski area will be able to enjoy their skiing in a safe and leisurely manner.

What is water skiing?

Water skiing is a recreational boating activity and the sport of being towed over the water, at a speed of more than 8 knots, by a powerboat, so as to be supported on the surface of the water by a ski or skis, the feet, an aquaplane or other apparatus.

Water skiing is a fun activity that can be enjoyed on many levels, from moms and dads towing their kids around on a tube to the extreme sports of ski jumping and wake boarding. However, it's not an activity that should be taken lightly and it requires a lot of attention to safety by the skipper, observer and the skier.



Department of Transport

Boating Guide

Kununurra

Marine Safety

April 2012



Contact Details

Department of Transport

Marine Safety Hotline.....1300 863 308

After Hours call Water Police 9442 8600

Web www.transport.wa.gov.au/imapine

Kununurra District Office 9168 3298

Kimberley Regional Office..... 9192 0200

Wyndham East Kimberley Shire (Kununurra)..... 9168 4100

Wyndham East Kimberley Shire (Wyndham)..... 9161 1002

Wyndham Port..... 9161 1203

Police

Kununurra Police..... 9166 4530

Wyndham Police 9161 0400

Water Police 9442 8600

Department of Fisheries

Dept of Fisheries 9168 4243

Fishwatch 1800 815 507

Customs Hotline..... 1800 061 800

Water Corporation..... 9168 0735

Department of Environment and Conservation

..... 9168 4200

Boating Weather Forecast..... 1900 955 350

Web..... www.bom.gov.au

East Kimberley Volunteer Marine Rescue 9161 1747

The observer

To be the observer you:

- must be at least 14 years of age;
- have the prime responsibility of observing the towed people and reporting all matters affecting them to the skipper;
- alert the skipper about other vessels approaching from behind; and
- should be familiar with the standard hand signals.

The skier

The skiers can be of any age; however it is recommended that they wear an approved Type 2 or 3 Personal Flotation Device (PFD) while skiing.

Waiting to take off with a skier - driver's signal

When waiting for a safe opportunity to take off with a skier, the skipper should signal to vessels dropping off a skier that you do not intend to move until it's clear. This is indicated by holding both arms in the air showing that they are not on the boat's controls.









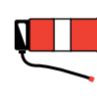
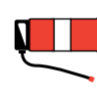
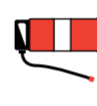
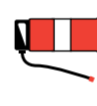




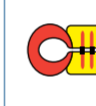
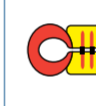
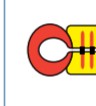
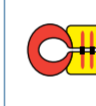












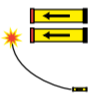
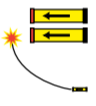
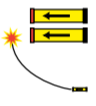
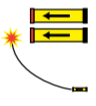
Skier down - observer's signal

The observer only should hold one arm straight up in the air to indicate to other vessels that the skier has fallen off and is in the water.

Vessels seeing this signal should keep a good lookout for the skier in the water.



Safety Equipment

Protected Waters Lakes, rivers, inlets and estuaries, coastal waters, Lake Argyle	0-2 Nautical Miles from the mainland shore	2-5 Nautical Miles from the mainland shore	Over 5 Nautical Miles from the mainland shore
			
			
			
			
			
			
			
			
			

Skier down - skier OK signal

A fallen skier who has sustained no injuries should indicate that they are OK by raising both arms in the air.

If the observer does not see this signal, they should inform the skipper to return to the skier as quickly and safely as possible.



Dropping off a skier - driver signals

When returning a skier to the shore the driver should indicate this by the raising and lowering of a hand above the head.

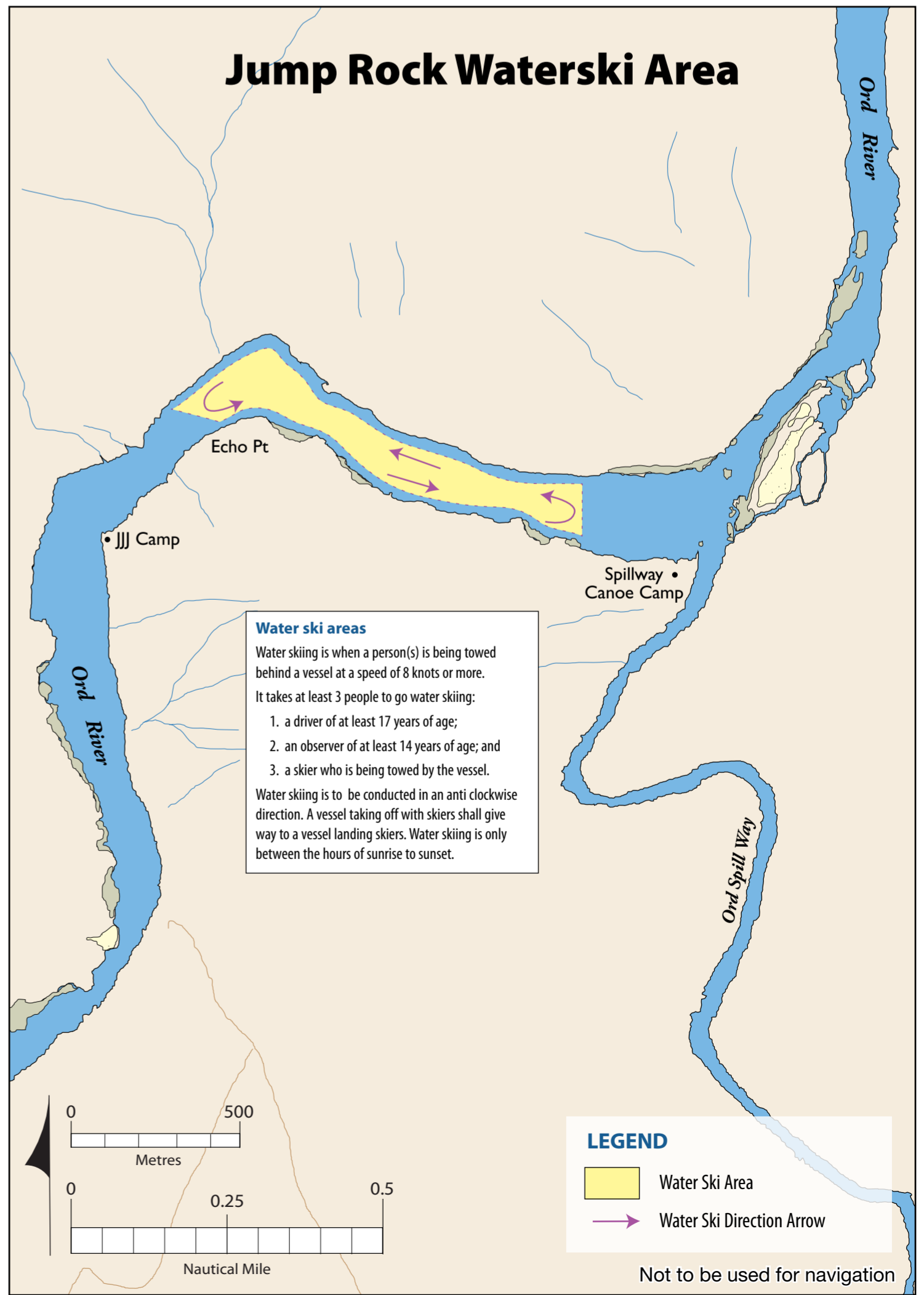
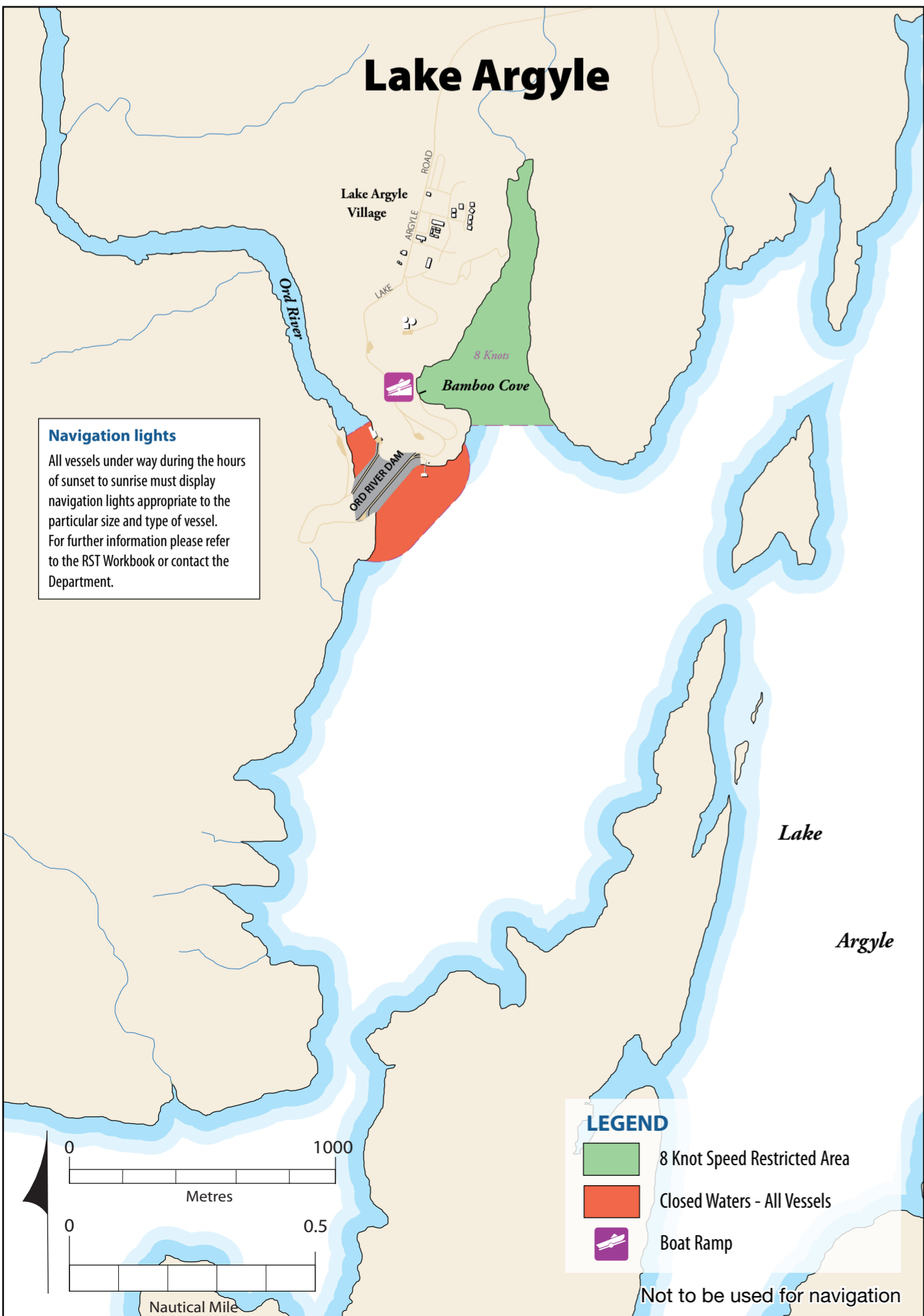


Interstate ticket and boat registration valid for three months

Any skipper operating a recreational vessel, powered by a motor greater than 6 hp in WA must hold a WA Recreational Skipper's Ticket (RST) or interstate or overseas equivalent.

If you hold a valid/current interstate ticket, recognised by DOT and you enter, as a visitor or with the intention of permanently residing in the State, it will be taken that you hold a RST until three months have elapsed since you entered the State. After that period you must apply for an RST, if you wish to continue operating an RST vessel in this State.

If your boat is currently registered in another State, you have three months grace after bringing it into WA. Recreational boats brought into WA from the NT have 30 days after bringing it into WA. After that time, you must register it in this State.




Lake Kununurra

Boat ramp courtesies
 A good skipper plans for a day on the water and checks equipment, motor and mooring lines before leaving the boat ramp. Remember to:

- utilise designated rigging and de-rigging areas to avoid impeding other people launching and retrieving vessels;
- follow the directions indicated by signage or painted on the roadway;
- utilise the correct lanes for launch and retrieval;
- move quickly to the end of the jetty giving for people room to launch and recover;
- be patient; and
- read all information signs at boat ramps to familiarise yourself with the local area.

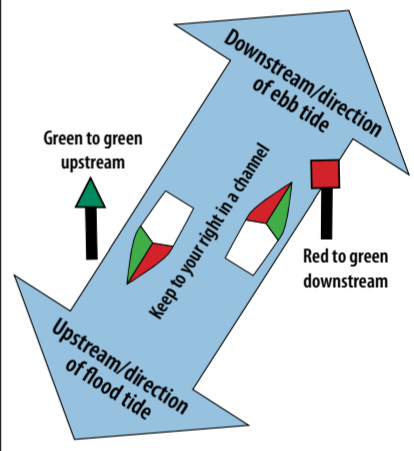
Navigation lights
 All vessels under way during the hours of sunset to sunrise must display navigation lights appropriate to the particular size and type of vessel. For further information please refer to the RST Workbook or contact DoT.

Lateral Marks
 Indicate the port and starboard sides of a navigable channel.



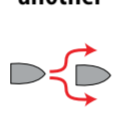
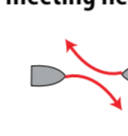


Port Marks
 Light: Red, any rhythm.

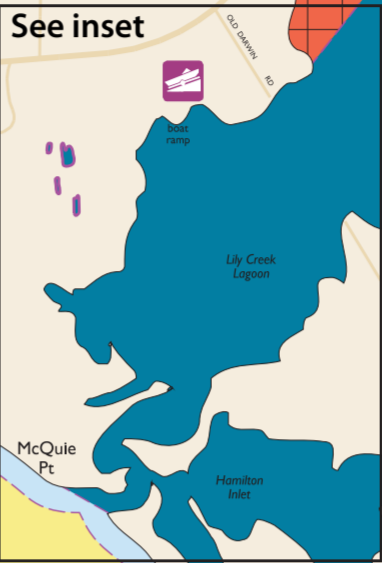
Starboard Marks
 Light: Green, any rhythm.



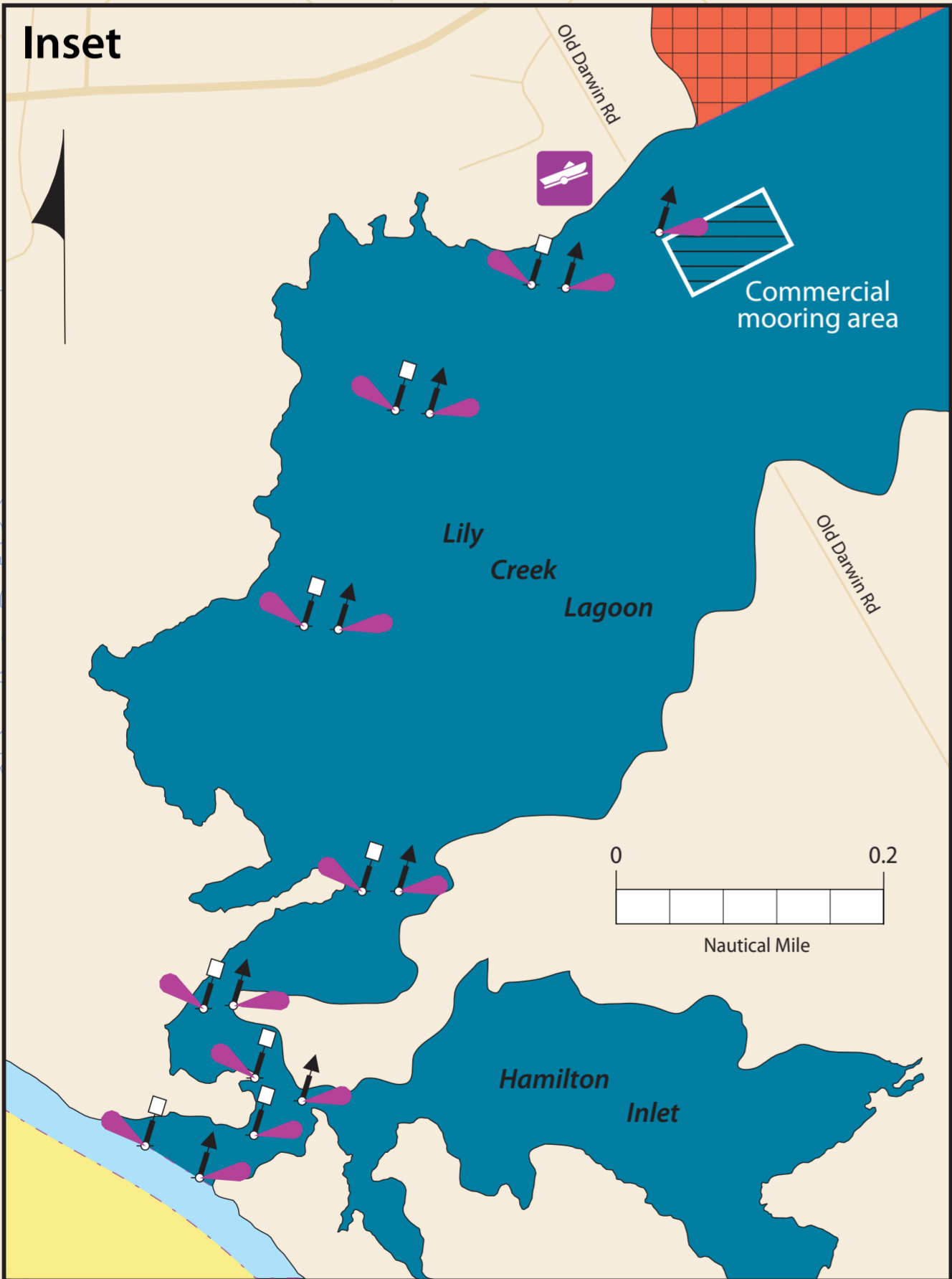
Green to green upstream
 Red to green downstream
 Keep up your right in a channel

Basic rules of the waterways

<p>Vessel overtaking another</p>  <p>Every overtaking vessel gives way (this includes sailing vessels)</p>	<p>Power vessels meeting head on</p>  <p>Each vessel alters course to starboard</p>	<p>Power vessels meeting</p>  <p>Vessel having the other to starboard gives right of way</p>	<p>Power meeting sailing vessel</p>  <p>Power gives way to sail except when sailing vessel is overtaking</p>
--	---	--	--



Inset

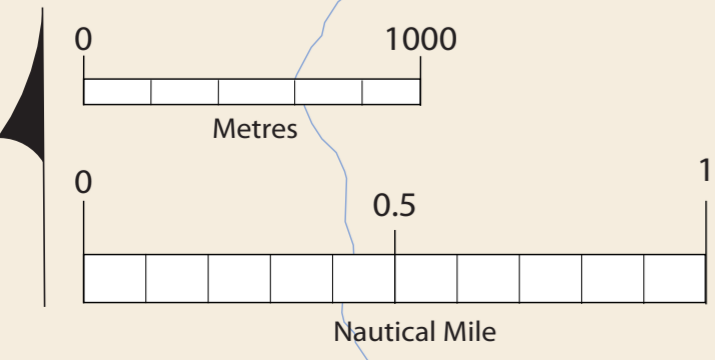


Commercial mooring area









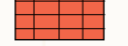
Lily Creek Lagoon

Hamilton Inlet

0 0.2 Nautical Mile



LEGEND

	5 Knot Speed Restricted Area		Boat Ramp
	Commercial Mooring Area		Water Ski Direction Arrow
	Water Ski Area		Buoy Spar Port
	Closed Waters - All Vessels		Buoy Spar Starboard
	Closed Waters - Motorised Vessels		

Not to be used for navigation